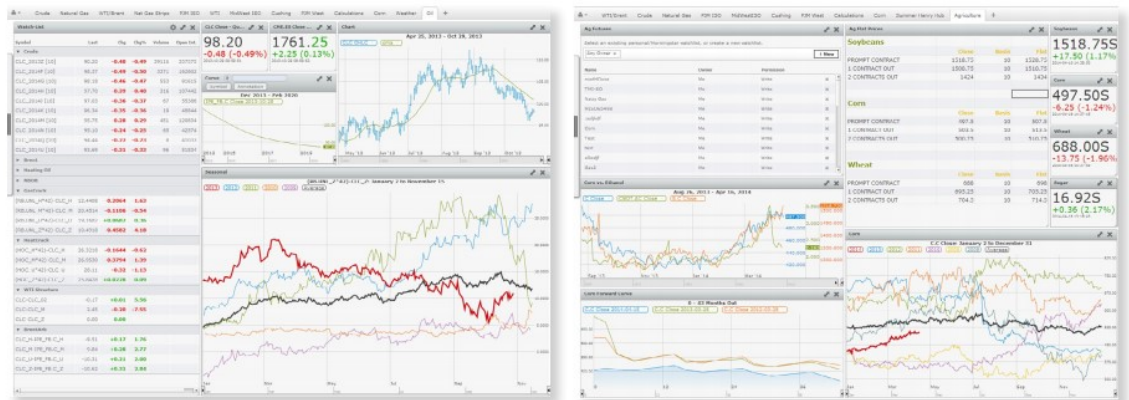


Enterprise Data Management: Markets

Illustrating and interpreting a comprehensive overview of relevant markets

Morningstar Commodity's Marketplace **Markets** is a mobile-friendly, purely web-based dashboard that monitors and illustrates fundamental, proprietary, and exchange data while delivering tailored data configurations on a real-time or historical basis. Combining real-time exchange pricing with third-party fundamental data sets, Markets produces Morningstar research and complete analyses of the industry space that can be shared and used to save users time on making crucial business decisions.



An inside look regarding what some of the customizable dashboards in Markets can be configured to look like.



Choose from a wide array of market and analytical tools to accomplish your goals.

Market Tools

- ▶ Watchlist
- ▶ Worksheet
- ▶ Quotes Window

Analysis Tools

- ▶ Historical Time Series
- ▶ Seasonal and Forward Curve Charts
- ▶ Table and Query Components

- ▶ Live weather maps
- ▶ Streaming News
- ▶ Proprietary & Custom Data

With multiple components, create custom workspaces — or use our default workspaces — to display information updated in real-time. Generate winter or summer month seasonal charts or develop a worksheet to track current market positions and P&L statements.

Connect and collaborate with colleagues around the world with Markets. The ability to share workspaces securely encourages teamwork between associates. Build and generate intraday, daily, or monthly reports and worksheets from Morningstar and proprietary data across teams.

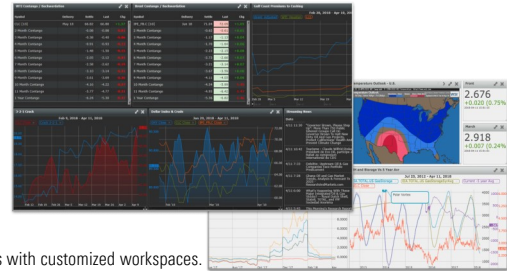
Access from anywhere

Connect to 300+ data sources for a consolidated view of historical and real-time data with flexible viewing capabilities. Perfect for those who require flexibility when viewing data, Markets can be used on any browser from any location regardless of PC, Mac, tablet, or smartphone. Change its layout and appearance easily from the office, home, or on-the-go to suit your needs without the hassle of installation or updates.

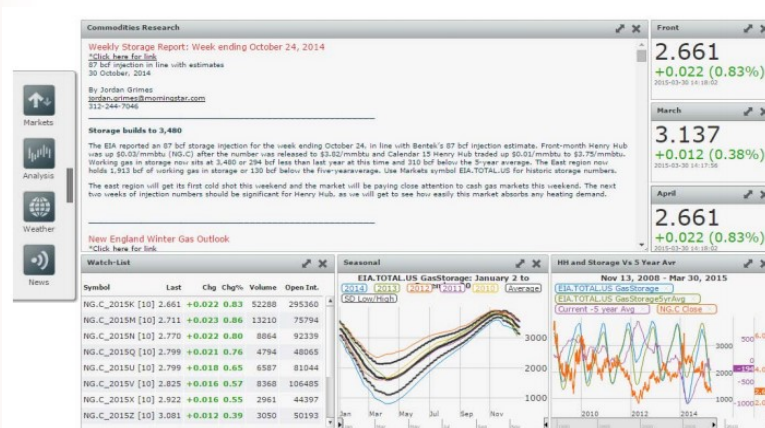
Markets' user-specific widgets

Design your own workspaces — what we call widgets — by dragging-and-dropping various tools that add value specific to your needs. With widgets, users can customize their perspective within Markets, creating visuals and analysis on markets and fundamentals, using analytical charts and watchlists.

Collaborate with your team using Markets' convenient Share and Memo features that encourage dialogue between colleagues and clients. Teams can share their unique, proprietary commentary and reports with other divisions or management as well, facilitating interdepartmental communication.



View real-time quotes, charts, and forward curves with customized workspaces.



Charting data

Display real-time, historical, and derived data sets through a suite of advanced charting tools, where real-time exchange prices can be overlaid with volumes alongside spreads, technical indicators, and proprietary data sets. In addition, users can generate customized formulas through various charting styles.

Visualizing success

Advance your knowledge of markets by displaying insightful data and analytics with simple component applications. Create forward curves, seasonal analysis charts, worksheets, and watchlists while forecasting weather trends that may affect trading decisions using Weather Maps. To promote your success, stay on top of the latest commodity news and information with Markets' streaming news widget, and securely share these workspaces and dynamic reports.

Exploring research

Discover additional insights with industry-leading analyses regarding the oil, natural gas, and power sectors with the widget that provides a user with easy access to cutting-edge research, produced by Morningstar experts.

Market data coverage

Track data covering Energy, Power, Agriculture, Metals, Macro, and Weather for advancing growth in the markets specific to your interests. Markets also covers data from futures exchanges, electronic platforms, over the counter (OTC) markets, and brokers, as well as extensive global fundamental data sets.

Proprietary data

Perform research and analysis on the most comprehensive data sets — ones that include your own proprietary data. Import that data via our fully hosted solution, Marketplace, to create a single source for housing and creating forward curves, valuations, internal marks, and more derived data results that facilitates the growth of your assets.

Learn More

commoditydata-sales@morningstar.com
 +1.312.244.7232 (USA)
 +44.(0)203.194.1449 (UK)
morningstarcommodity.com/solutions/markets